

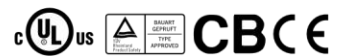
45W Single Output Industrial DIN Rail Power Supply

DR-45 series



Features :

- Universal AC input/Full range
- Protections: Short circuit / Overload / Over voltage / Over temperature
- Cooling by free air convection
- Can be installed on DIN rail TS-35/7.5 or 15
- UL 508(industrial control equipment)approved
- LED indicator for power on
- 100% full load burn-in test
- Fix switching frequency at 100KHz



SPECIFICATION

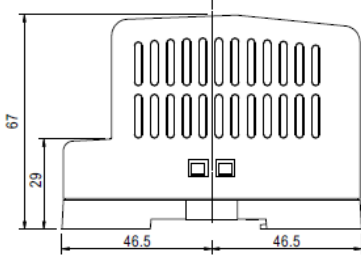
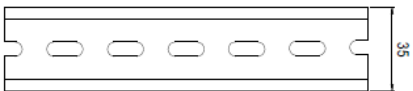
MODEL	DR-4505	DR-4512	DR-4515	DR-4524	
OUTPUT	DC VOLTAGE	5V	12V	15V	24V
	RATED CURRENT	5A	3.5A	2.8A	2A
	CURRENT RANGE	0 ~ 5A	0 ~ 3.5A	0 ~ 2.8A	0 ~ 2A
	RATED POWER	25W	42W	42W	48W
	RIPPLE & NOISE (max.) Note.2	100mVp-p	200mVp-p	240mVp-p	480mVp-p
	VOLTAGE ADJ. RANGE	4.75 ~ 5.5V	10.8 ~ 13.2V	13.5 ~ 16.5V	21.6 ~ 26.4V
	VOLTAGE TOLERANCE Note.3	±2.0%	±1.0%	±1.0%	±1.0%
	LINE REGULATION	±1.0%	±1.0%	±1.0%	±1.0%
	LOAD REGULATION	±1.0%	±1.0%	±1.0%	±1.0%
	SETUP, RISE TIME	800ms, 60ms/230VAC at full load			
HOLD UP TIME (Typ.)	60ms/230VAC at full load				
INPUT	VOLTAGE RANGE	85 ~ 264VAC 120 ~ 370VDC			
	FREQUENCY RANGE	47 ~ 63Hz			
	EFFICIENCY (Typ.)	72%	77%	77%	80%
	AC CURRENT (Typ.)	1.5A/115VAC 0.75A/230VAC			
	INRUSH CURRENT (Typ.)	COLD START 28A/115VAC 56A/230VAC			
LEAKAGE CURRENT	<1mA/ 240VAC				
PROTECTION	OVERLOAD	105 ~ 150% rated output power Protection type : Constant current limiting, recovers automatically after fault condition is removed			
	OVER VOLTAGE	5.75 ~ 6.75V	13.8 ~ 16.2V	17.25 ~ 20.25V	27.6 ~ 32.4V
	OVER TEMPERATURE	Tj 135°C typically (U1) detect on heat sink of power transistor Protection type : Shut down o/p voltage, re-power on to recover			
ENVIRONMENT	WORKING TEMP.	-10 ~ +50°C (Refer to "Derating Curve")			
	WORKING HUMIDITY	20 ~ 90% RH non-condensing			
	STORAGE TEMP., HUMIDITY	-20 ~ +85°C, 10 ~ 95% RH			
	TEMP. COEFFICIENT	±0.03%/°C (0 ~ 50°C)			
	VIBRATION	10 ~ 500Hz, 2G 10min./1cycle, period for 60min. each along X, Y, Z axes; Mounting: Compliance to IEC60068-2-6			
SAFETY & EMC (Note 4)	SAFETY STANDARDS	UL508, TUV EN60950-1 approved			
	WITHSTAND VOLTAGE	I/P-O/P:3KVAC I/P-FG:1.5KVAC O/P-FG:0.5KVAC			
	ISOLATION RESISTANCE	I/P-O/P, I/P-FG, O/P-FG:100M Ohms / 500VDC / 25°C / 70% RH			
	EMC EMISSION	Compliance to EN55011,EN55022 (CISPR22) Class B, EN61000-3-2,-3			
OTHERS	EMC IMMUNITY	Compliance to EN61000-4-2,3,4,5,6,8,11, EN55024, EN61000-6-2 (EN50082-2), heavy industry level, criteria A			
	MTBF	364.6K hrs min. MIL-HDBK-217F (25°C)			
	DIMENSION	93*78*67mm (L*W*H)			
NOTE	PACKING	0.31Kg; 48pcs/17.5Kg/1.3CUFT			
		1. All parameters NOT specially mentioned are measured at 230VAC input, rated load and 25°C of ambient temperature. 2. Ripple & noise are measured at 20MHz of bandwidth by using a 12" twisted pair-wire terminated with a 0.1uf & 47uf parallel capacitor. 3. Tolerance : includes set up tolerance, line regulation and load regulation. 4. The power supply is considered a component which will be installed into a final equipment. The final equipment must be re-confirmed that it still meets EMC directives.			

45W Single Output Industrial DIN Rail Power Supply

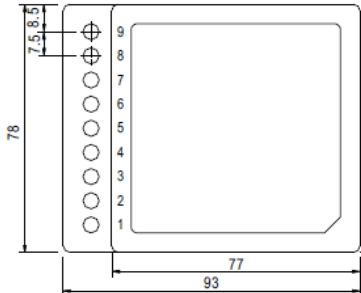
DR-45 series

■ Mechanical Specification

Case No. 918A Unit:mm

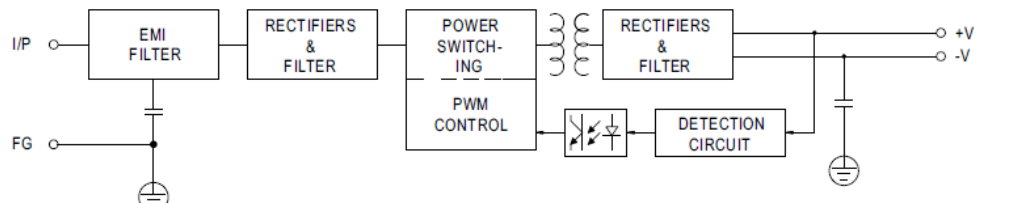



Install DIN rail TS35/7.5 or TS35/15



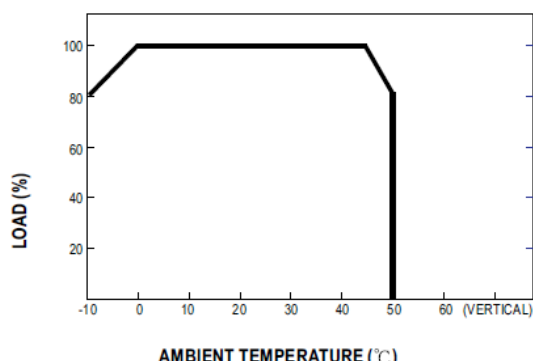
Terminal Pin No. Assignment			
Pin No.	Assignment	Pin No.	Assignment
1	AC/L	6,7	DC OUTPUT +V
2	AC/N	8	LED
3	FG ⊕	9	+V ADJ.
4,5	DC OUTPUT -V		

■ Block Diagram

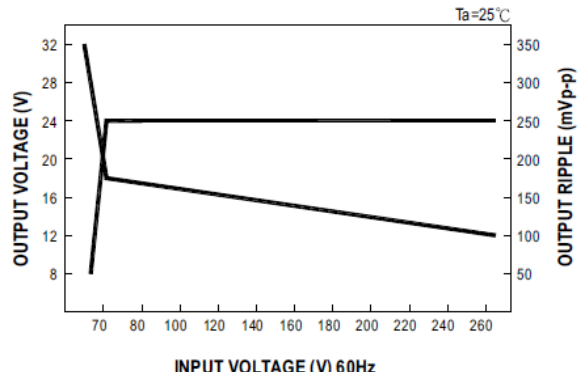


fosc: 100KHz

■ Derating Curve



■ Static Characteristics (24V)



File Name:DR-45-SPEC 2011-06-07