



Dimensions: 190(L)x153(W)x59(H)mm

Features:

- Wide AC input range
- RoHS compliance
- 3 - year warranty
- IP54 protection for damp environment
- Overvoltage protection
- Convection cooled
- Overcurrent protection
- Short circuit protection
- 3-stage charging control
- Reverse polarity protection

General Specifications

INPUT

Input voltage.....115/230VAC+/-15%
 Input frequency47~400Hz
 Inrush current22A/115VAC
 (Cold start) 44A/230VAC




OUTPUT

Temp. Coefficient± 0.04% / °C
 Overvoltage protectionAutorecovery
 Over current protection Current limited
 Short circuit protection..... Autorecovery
 Transient response. .. (Load change 50% to 100%)
 Voltage deviation5%
 Recovery time2mS

EMC STANDARDS

| | |
|---------------|---------|
| EN 55011 | Class B |
| EN 55022 | Class B |
| EN 61000-4-2 | Level 3 |
| EN 61000-4-3 | Level 3 |
| EN 61000-4-4 | Level 3 |
| EN 61000-4-5 | Level 3 |
| EN 61000-4-6 | Level 3 |
| EN 61000-4-8 | Level 3 |
| EN 61000-4-11 | Level 3 |

SAFETY STANDARDS

| | |
|---|--------------------|
|  | EN 60950 (Marking) |
|  | UL 60950 (Meet) |
|  | CSA 22.2 (Meet) |

ENVIRONMENTAL

Operating temperature: -20°C ~ 40°C ambient, derating each output at 2.5% per degree from 40°C to 60°C
Operating humidity: Non-condensing, 5% ~ 95%RH.
Vibration: Random vibration, 10Hz ~ 2KHz, 3axise.
MTBF: 60,000hrs Min. Per MIL-HDBK-217F, 25°C GB.

AE1240CS Series

240Watts, Lead-Acid battery charger

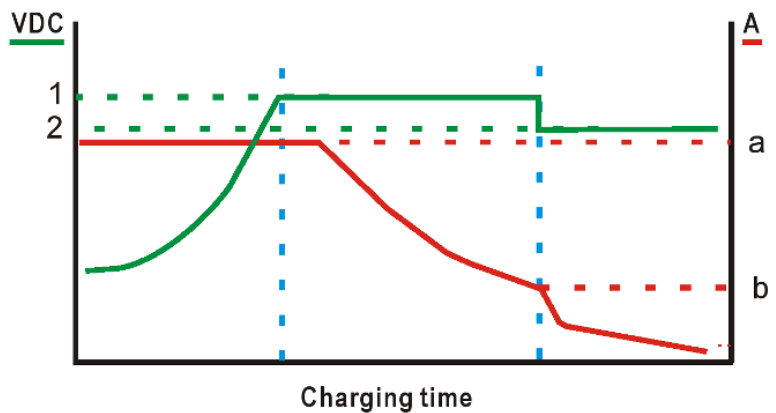
Output Specifications

| Model | Charging voltage | | Charging current (A) | Line Reg. | Load Reg. | Efficiency | Overvoltage Protection |
|-------------|------------------|---------|----------------------|-----------|-----------|------------|------------------------|
| | Boost | Float | | | | | |
| AE1240C-12S | 14.7VDC | 13.8VDC | 16A Max. | ±1% | ±1% | 80% | 15~17VDC |
| AE1240C-24S | 29.4VDC | 27.6VDC | 8A Max. | ±1% | ±1% | 81% | 32~35VDC |
| AE1240C-36S | 44.1VDC | 41.4VDC | 5.4A Max. | ±1% | ±1% | 81% | 48~52VDC |
| AE1240C-48S | 58.8VDC | 55.2VDC | 4A Max. | ±1% | ±1% | 83% | 62~70VDC |

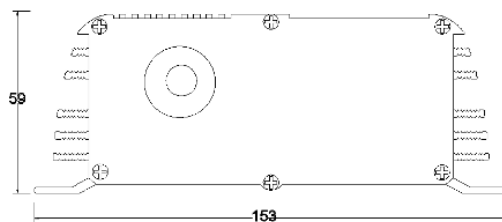

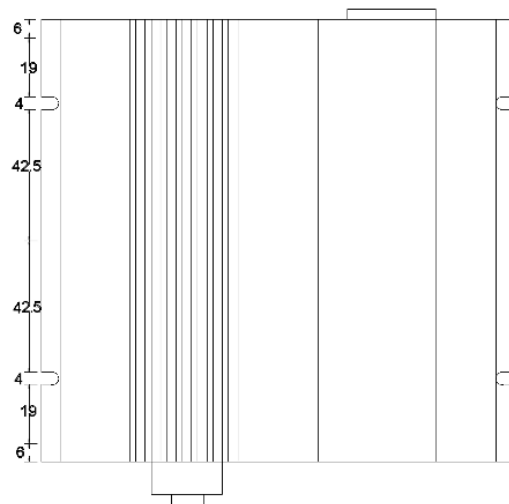
- NOTE:**
1. Line regulation is measured from low line to high line at rated load.
 2. Load regulation is measured from 20% to 100% of rated load at 110VAC input.
 3. Efficiency is measured at rated load and 110VAC input.

Charging curve

| Code \ Type | 12V | 24V | 36V | 48V |
|-------------|------|------|------|------|
| a (A) | 16 | 8 | 5.4 | 4 |
| b (A) | 0.6 | 0.6 | 0.6 | 0.6 |
| 1 (VDC) | 14.7 | 29.4 | 44.1 | 58.8 |
| 2 (VDC) | 13.8 | 27.6 | 41.4 | 55.2 |



Mechanical Details



Case No.: AE1240C
Material: Aluminum (Extrusion)
Dimensions: 190(L)x153(W)x59(H)mm