



Dimensions: 121(D)x110(H)x100(W)mm

**Features:**

- High power density
- Built-in fan cooled
- RoHS compliance
- 3 - year warranty
- Great reliability
- DIN rail / Wall bracket mounting solution
- Overvoltage protection
- Overload protection
- Short circuit protection
- Active PFC to meet EN61000-3-2
- Optional alarm signal / redundant function

**General Specifications**

**INPUT**

Input voltage..... 100~240VAC  
 Input frequency .....47~63Hz  
 Inrush current .....22A/110VAC  
 (Cold start) . 44A/220VAC




**EMC STANDARDS**

EN 55011	Class B
EN 55022	Class B
EN 61000-4-2	Level 3
EN 61000-4-3	Level 3
EN 61000-4-4	Level 3
EN 61000-4-5	Level 3
EN 61000-4-6	Level 3
EN 61000-4-8	Level 3
EN 61000-4-11	Level 3

**OUTPUT**

Hold-up time (Full load@220VAC).....20mS Min.  
 Temp. Coefficient ..... ±0.04% / °C  
 Overvoltage protection .....Autorecovery  
 Overload protection ..... Power limited  
 Short circuit protection..... Autorecovery  
 Transient response. .. (Load change 50% to 100%)  
 Voltage deviation .....5%  
 Recovery time .....2mS

**SAFETY STANDARDS**

	EN 60950 (Marking))
	UL 60950 (Meet)
	CSA 22.2 (Meet)

**ENVIRONMENTAL**

**Operating temperature:** -20°C ~ 50°C ambient, derating each output at 2.5% per degree from 50°C to 70°C  
**Operating humidity:** Non-condensing, 5% ~ 95%RH.  
**Vibration:** Random vibration, 10Hz ~ 2KHz, 3axis.  
**MTBF:** 100,000hrs Min. Per MIL-HDBK-217F, 25°C GB.

### Output Specifications

Model	O/P voltage Adjustment	Loading (A)			Ripple Noise	Line Reg.	Load Reg.	Efficiency	Overvoltage Protection
		Min.	Rated	Max.					
AD1360-12C	+12VDC $\pm$ 10%	0A	30A	30A	100mVp-p	$\pm$ 1%	$\pm$ 2%	78%	15~17VDC
AD1360-24C	+24VDC $\pm$ 10%	0A	15A	15A	150mVp-p	$\pm$ 1%	$\pm$ 1%	81%	27~30VDC
AD1360-48C	+48VDC $\pm$ 10%	0A	7.5A	7.5A	250mVp-p	$\pm$ 1%	$\pm$ 1%	83%	52~56VDC

- NOTE:**
1. Each output can supply up to maximum current, but total loading can not exceed rated output wattage.
  2. Line regulation is measured from low line to high line at rated load.
  3. Load regulation is measured from 20% to 100% of rated load at 110VAC input.
  4. Ripple & Noise is measured by using a 0.1uF/630V metalized capacitor & a 47uF electrolytic capacitor parallel on the test point, at rated load and 110VAC input.
  5. Efficiency is measured at rated load and 110VAC input.

### Mechanical Details

