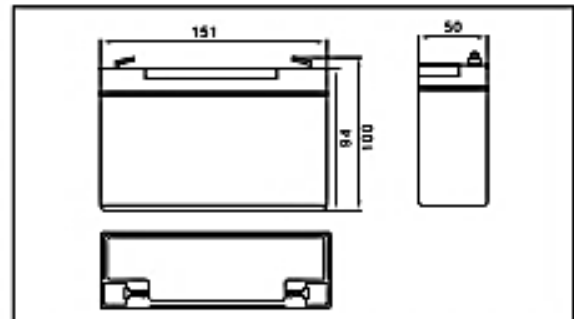


BT-6-14 (6V 14AH)



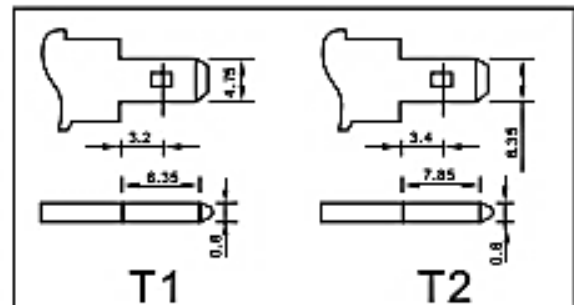
Outer dimensions (mm)



Specifications

Nominal Voltage		6 V
Rated capacity (20 hour rate)		14Ah
Dimensions	Total Height	100 mm(3.94 inches)
	Height	94 mm(3.70 inches)
	Length	151 mm(5.94 inches)
	Width	50 mm(1.97 inches)
Weight Approx		2.1 Kg(4.62lbs)

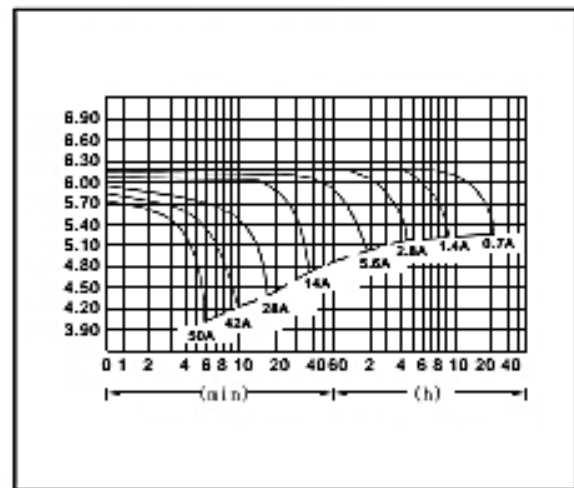
Terminal Type (mm)



Characteristics

Capacity 25°C(77°F)	20 hour rate(0.70A)	14.0AH
	10 hour rate(1.29A)	12.9AH
Internal Resistance	5 hour rate(2.40A)	12.0AH
	1 hour rate(8.40A)	8.40AH
	1.5 hour discharge to 5.25 V	6.0 A
Capacity affected by Temperature (20hour rate)	Full charged Battery at 25°C(77°F)	12 mΩ
Self-Discharge at 25°C(77°F)	40°C(104°F)	102%
	25°C(77°F)	100%
	0°C(32°F)	85%
	-15°C(5°F)	65%
Terminal	Capacity after 3 month storage	91%
Charge (constant Voltage)	Capacity after 6 month storage	82%
	Capacity after 12 month storage	64%
Cycle	Terminal	T1 or T2
	Initial Charging Current less than 5.6A	
Voltage	Voltage 7.20-7.35V	
	Voltage 6.75-6.90V	

Discharge Curves 25°C(77°F)



Constant Current(Amp) and Constant Power(Watt) Discharge Table at 25°C(77°F)

Time		5min	10min	15min	30min	1h	2h	3h	4h	5h	8h	10h	20h
4.80V	A	50.4	33.0	24.5	16.1	8.4	4.90	3.61	2.89	2.46	1.62	1.32	0.72
	W	262	177	131	86.5	45.5	26.9	20.07	16.28	13.97	9.30	7.64	4.20
5.10V	A	46.2	31.8	22.5	15.3	7.9	4.70	3.50	2.80	2.41	1.59	1.30	0.71
	W	248	177	126	85.8	44.8	27.1	20.27	16.28	14.03	9.30	7.64	4.14
5.25V	A	42.1	29.5	21.0	14.8	7.6	4.61	3.44	2.66	2.40	1.58	1.29	0.70
	W	231	168	120	85.2	44.0	26.7	20.04	15.58	13.94	9.28	7.61	4.14
5.40V	A	40.4	28.2	19.6	14.4	7.4	4.49	3.38	2.61	2.28	1.53	1.25	0.68
	W	227	163	113	83.4	42.9	26.3	19.95	15.43	13.45	9.10	7.47	4.05
5.55V	A	37.4	26.6	18.2	14.0	7.1	4.38	3.21	2.57	2.18	1.49	1.23	0.67
	W	212	154	106	82.0	41.7	25.9	19.05	15.28	12.98	8.95	7.41	4.03